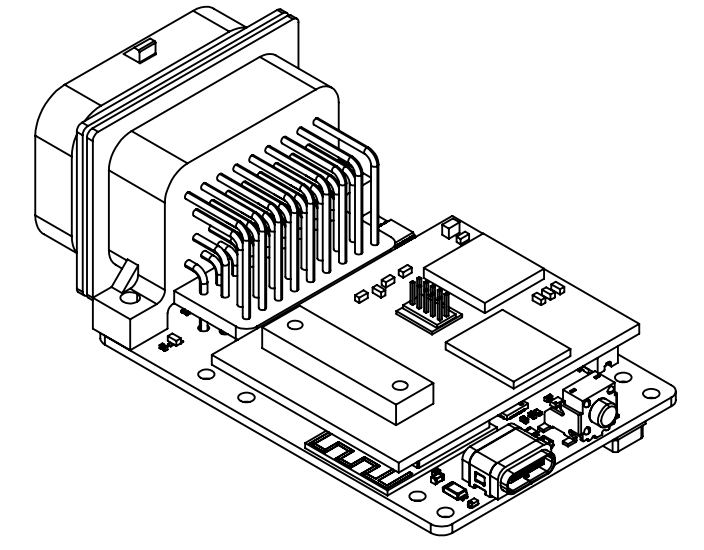
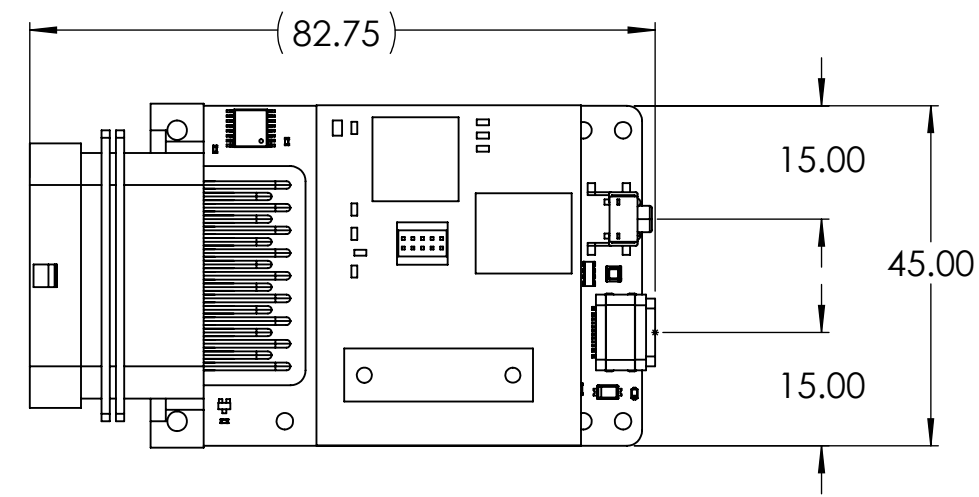
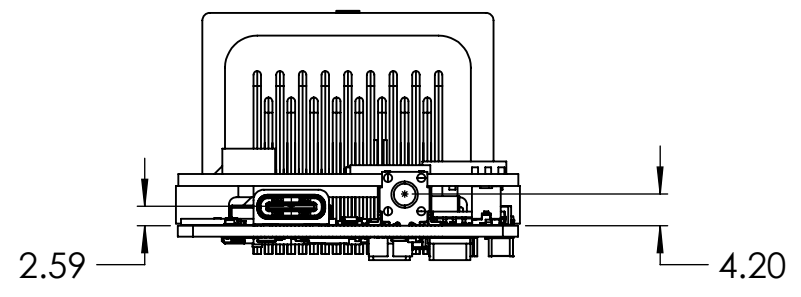
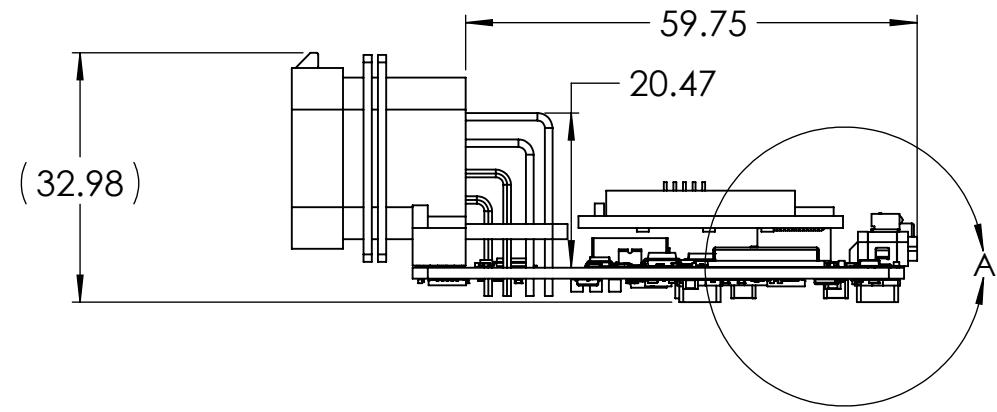


8 7 6 5 4 3 2 1

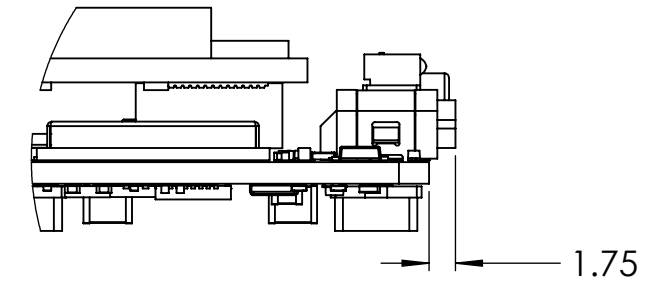
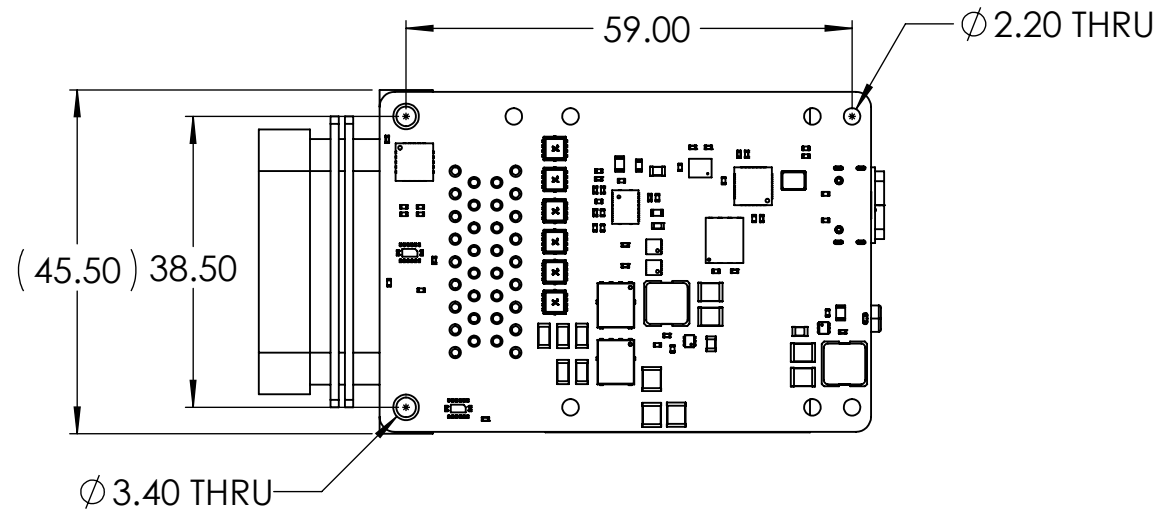
D



C



B



DETAIL A
SCALE 2 : 1

A

REV	DESCRIPTION	DATE	DRW	CH	NAME	DATE
A	INITIAL RELEASE	25-03-25	TW	TB	DRAWN TW	25-03-25
					CHECK TB	25-03-25
					ENG APR TB	25-03-25
					PART NO.	
					250325 VCU REV 6	
					MATERIAL	
					Material <not specified>	

PROPRIETARY AND CONFIDENTIAL
 THE INFORMATION CONTAINED IN THIS DRAWING IS THE SOLE
 PROPERTY OF ENGINEERING DESIGN LAB.
 ANY REPRODUCTION IN PART OR AS A WHOLE WITHOUT WRITTEN
 PERMISSION OF ENGINEERING DESIGN LAB IS PROHIBITED.

UNLESS OTHERWISE SPECIFIED:
 DIMENSIONS ARE IN MM
 TOLERANCES: 0.2 MM
 ANGULAR: MACH 0.2° BEND 0.2°

ENGINEERING DESIGN LAB

TITLE:
VCU & EXPANSION BOARD

SIZE: B SCALE: 1:1 REV **A** SHEET 1 OF 1

8 7 6 5 4 3 2 1